



**WORK IN
PROGRESS**

ALWAYS

www.elitekenya.com

M.A.D
MAKE A DIFFERENCE

ABOUT ELITE

OUR VALUES



PASSION ~ INNOVATION ~ INTERGRITY

OUR VISION

Elite Tools is a vessel for the ELITE TEAM and the community to build a Succesful, Happy and Rewarding careers ands lives.

We bring you products and services with great passion. Our innovation solutions bring on board successful strong world class Brand Suppliers who are Reliable, Committed and Dedicated to new solutions in their respective fields.

We look at best management practives and are always striving to improve our talents, portfolio of products and ability to serve our clients well.

CORE TEAM STRENGTH

ELITE TEAM

ELITE BRANDS & SUPPLIERS


ELITE SERVICES

M.A.D
MAKE A DIFFERENCE

ELITE DIVISION


- ~ TOOLS, WELDING & PPE'S
- ~ LIGHT CONSTRUCTION EQUIPMENT & UTILITIES
- ~ INDUSTRIAL LIFTING & RIGGING
- ~ ALUMINIUM & GLASS SPECIALIST
- ~ ELEVATORS & ESCALATORS

SCAN ME



www.elitekenya.com


ELITE



OUR HISTORY



TOOLS, WELDING & PPE'S



BOSCH

Any world class Professional Power Tool must be backed with innovative after sales service, availability of spares and accessories.

We've partnered with Bosch to be the leading supplier in Kenya and they have an arsenal of powerful tools and a variety of their necessary accessories.

STANLEY®

We offer an assortment of hand tools bringing you the best and most trusted brands all under one roof.

Elite has a wide range of measuring tools from simple measuring tools such as a tape measure to sophisticated tools such as the laser measure. We offer clients with a variety of equipment for their measuring needs.





Beta tools leads the way in the production of professional working tools and instruments.

Our catalogue comprises over 16,000 coded items for use in a wide variety of working fields, including building, hydraulics, electrotechnics and automotive industry. Beta also stands out for its range of safety shoes and workwear.



ESAB is a world leader in welding and cutting equipment and consumables. Our innovative, world-renowned equipment and fabrication technology solutions are developed with input from our customers and built with the expertise and heritage of a global manufacturing leader.

Our collective vision is to transform the industry and meet our customers' needs through our diverse portfolio of products.



PERSONAL PROTECTIVE EQUIPMENT



SAFETY GEAR



SAFETY GOOGLES



SAFETY HARNESS



HEAVY DUTY BOOTS



HEAVY DUTY GLOVES



SAFETY VESTS & TRAFFIC CONES

At Elite tools we believe that the safety of workers in the frontline of service is paramount and backing that belief. From protective clothing and road safety equipment to height safety equipment. We offer the biggest range of protective equipment.


KARAM


Vaultex



Digital Internal Caliper Gages



Digital External Caliper Gages



Feeler Gage Tape



Thermohygrometer



PRO-35 ADA ATEX



COMPACT WELDING TRACTOR



Three Points Internal Micrometer



Digital Wide Range Three Points Internal Micrometer



High Precision Indicators




Clamps For Dial Test Indicator



Dial Indicators



Digital Depth Gage



Industrial Beveller



Industrial Beveller



PRO-72T



Dial Height Gage



Digital height gages with driving wheel



Mini digital height gage



Ultrasonic Thickness Gage



Bore Gage For Blind Holes



PRO 36



PRO 36 ULTRA LOW PROFILE



LIGHT CONSTRUCTION EQUIPMENT



SOIL COMPACTION SOLUTIONS



FORWARD PLATE
COMPACTORS



REVERSIBLE PLATE
COMPACTORS



DOUBLE DRUM
ROLLERS



TAMPING
RAMMER

COMPACTORS

They are ideal for:

- ~ Compacting back fill along and beneath foundations and in utility trenches
- ~ Compacting and interlocking brick and decorative stone,
- ~ Gravel driveway and walkway compaction
- ~ Landscape and structural granular soil compaction.



CUTTING & BENDING



RE-BAR
CUTTERS



RE-BAR
BENDING



MASONRY &
TABLE SAWS



BLOCK
SPLITTER

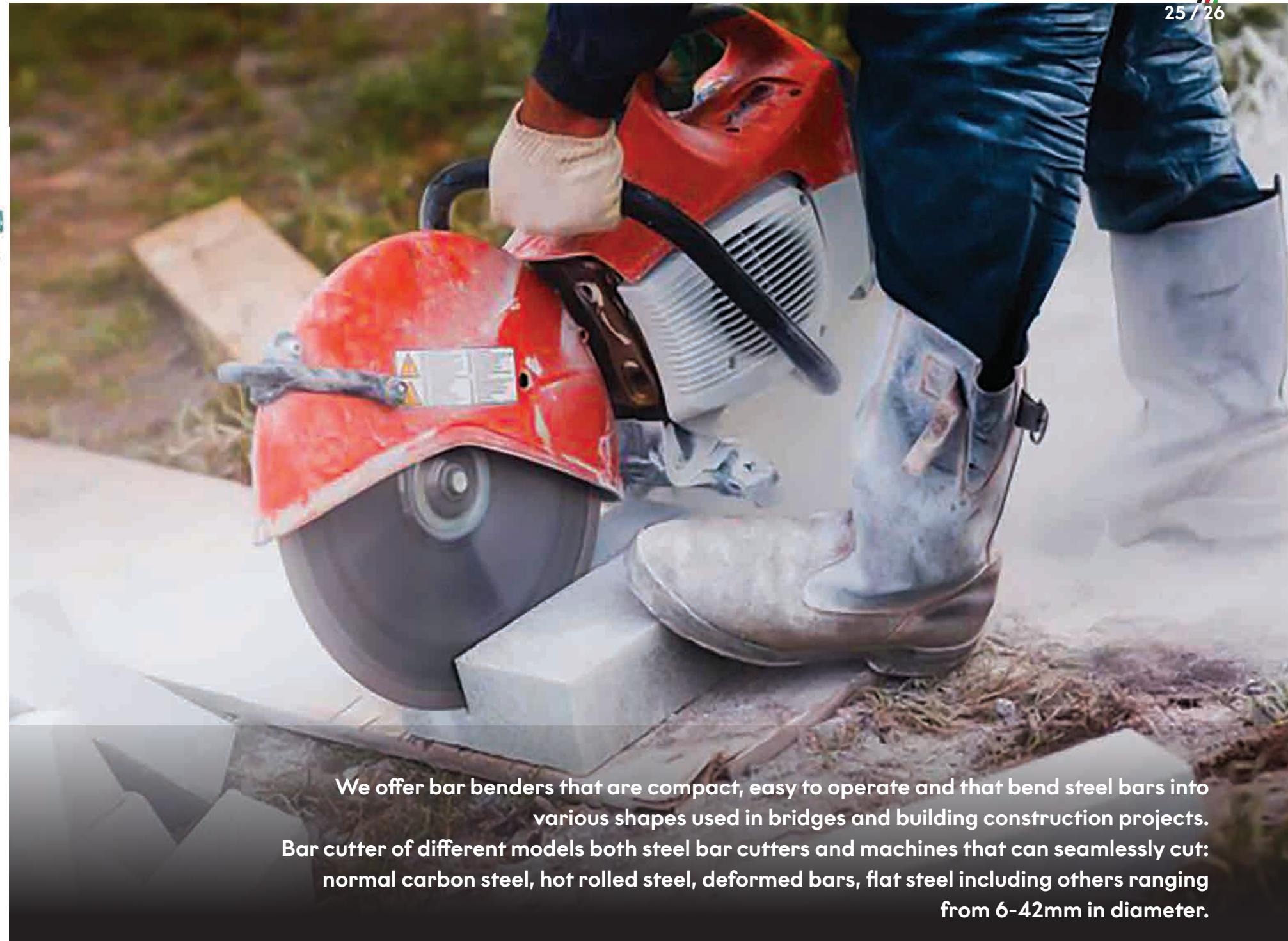


FLOOR
SAW


GUTE
MACHINERY



IMER
GROUP



We offer bar benders that are compact, easy to operate and that bend steel bars into various shapes used in bridges and building construction projects. Bar cutter of different models both steel bar cutters and machines that can seamlessly cut: normal carbon steel, hot rolled steel, deformed bars, flat steel including others ranging from 6-42mm in diameter.



Scaffolding are used as a temporary structure to support work crew and materials to help in construction, maintainance and repair of buildings, bridges and all other man-made structures.

SCAFFOLDING ACCESSORIES



SHUTTER CLAMPS



H FRAMES



PROP JACKS



CUPLOCK



UNIVERSAL JACKS



ANCHORS & WING NUTS



GREEN NETS



HESSIAN CLOTHS



FIXED & SWIVEL CLAMPS




CUBE TEST



ALUMINIUM SCAFFOLDING



FORMWORK SOLUTIONS



PLASTIC HOLLOW
BOARDS



CULVERTS BALLOON



ROUND COLUMNS



FIXED & ADJUSTABLE
COLUMNS



Geoplast plastic formwork is suitable for the construction of concrete columns, pillars, walls, plinths, and foundations directly on-site. Our formwork products are modular, therefore they satisfy various construction and planning needs: columns and pillars of different shapes and dimensions, walls, and foundations of different thickness and height.

CONSTRUCTION HOIST & SUSPENSION PLATFORMS



CONCRETE HOISTS - Are used in construction sites to vertically transport materials.

They're powered by petrol engines or electric motors.

SUSPENSION PLATFORMS - Provide temporary access to unlimited for building maintainance & construction sites.



SUSPENSION PLATFORMS



CONCRETE HOISTS

CONCRETE MIXERS

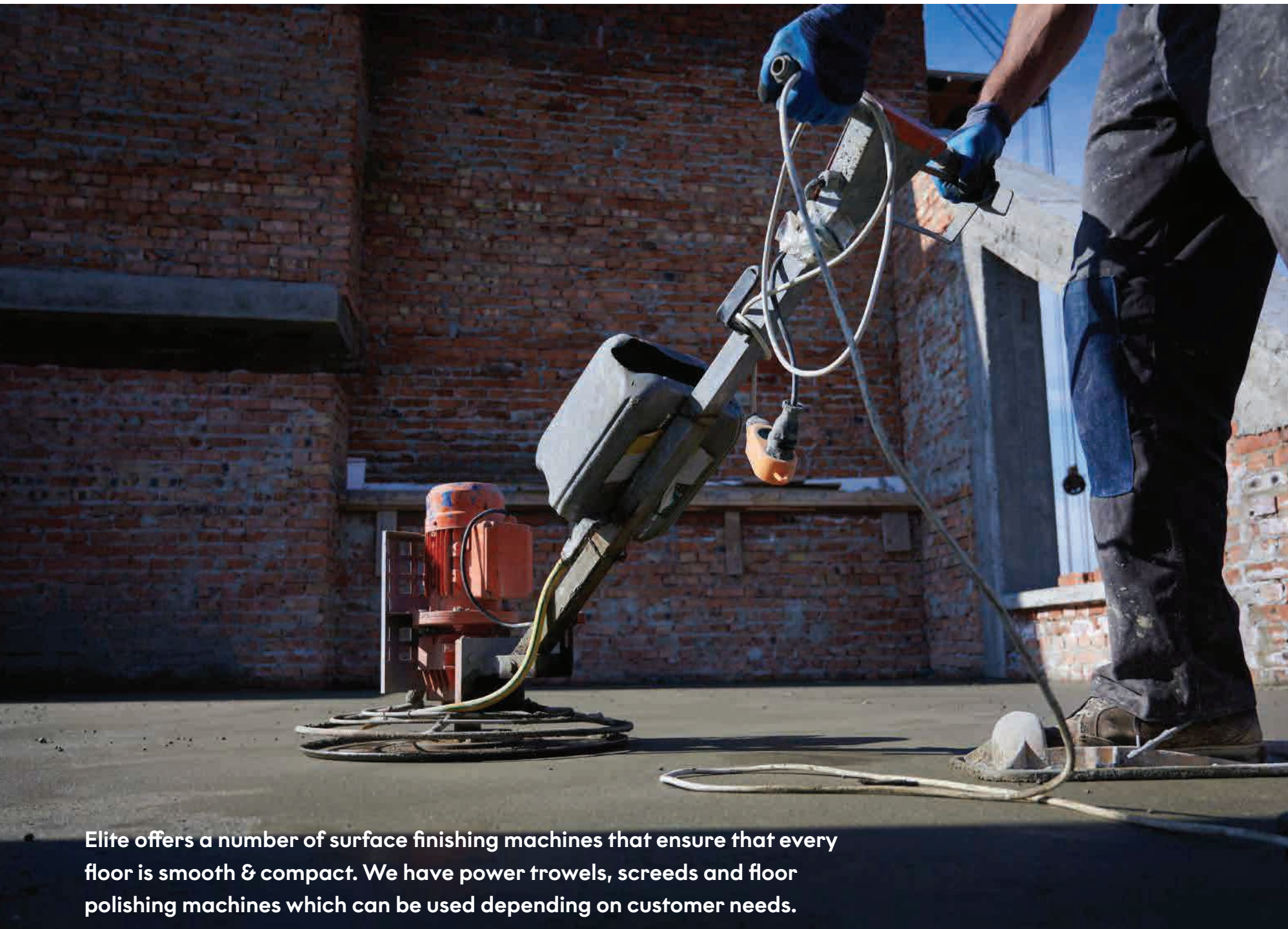


MEDIUM SIZE
CONCRETE MIXER



REVERSE DRUM
MIXER MACHINE





Elite offers a number of surface finishing machines that ensure that every floor is smooth & compact. We have power trowels, screeds and floor polishing machines which can be used depending on customer needs.

SURFACE FINISHING



FLOOR
SCREEDS



BULL
FLOAT



FLOOR
POLISHERS



POWER
TROWELS



ROAD
MARKING



ROAD ON
POWER FLOAT

POKER VIBRATORS



VIBRATING ROLLER



SPYDER PRO

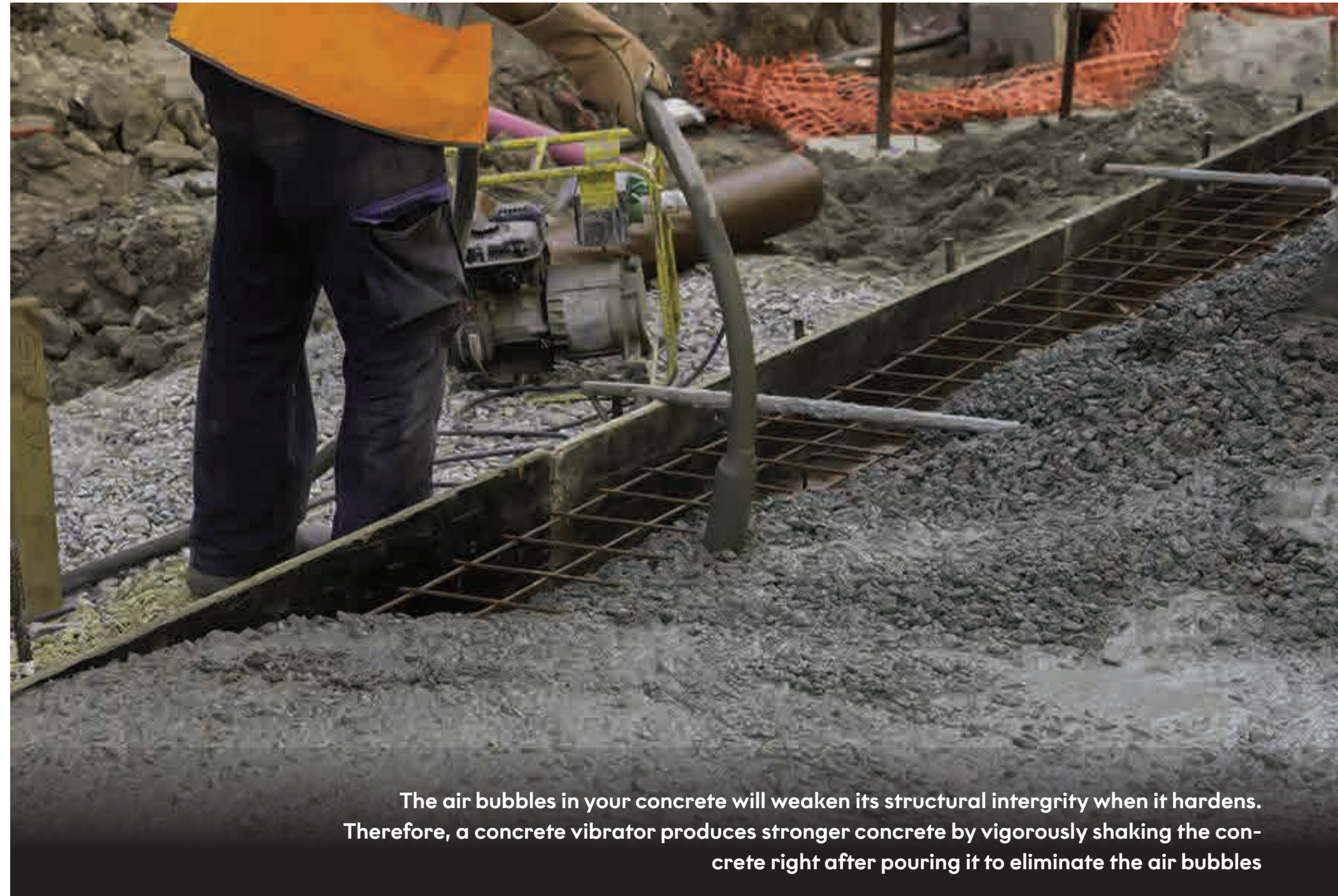


SURFACE VIBRATING MOTOR

SWEPAC

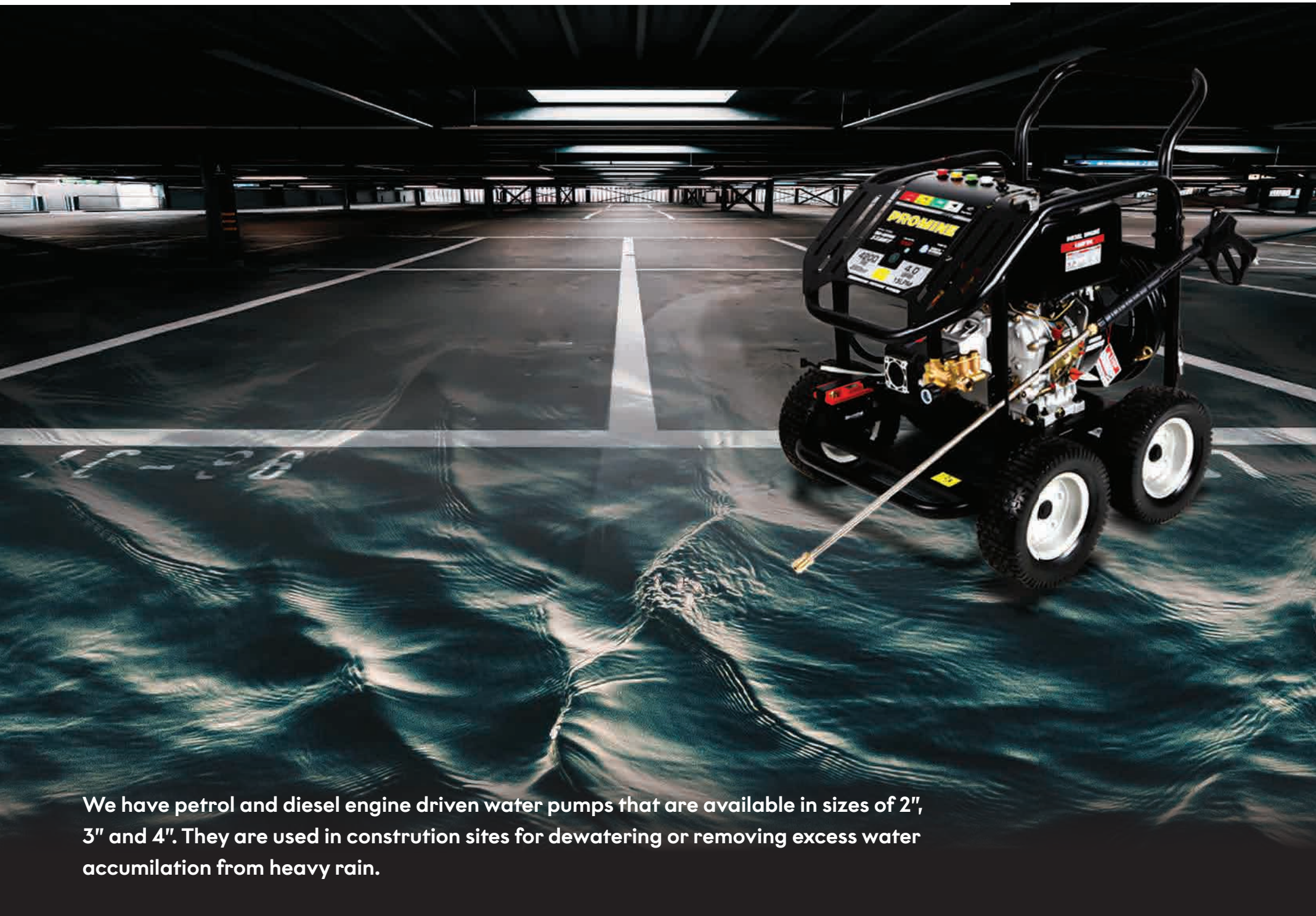


Mikasa



The air bubbles in your concrete will weaken its structural integrity when it hardens. Therefore, a concrete vibrator produces stronger concrete by vigorously shaking the concrete right after pouring it to eliminate the air bubbles

WATER PUMPS GENERATORS & PRESSURE WASHERS



We have petrol and diesel engine driven water pumps that are available in sizes of 2", 3" and 4". They are used in construction sites for dewatering or removing excess water accumulation from heavy rain.



GENERATORS



WATER
PUMPS



PRESSURE
WASHERS

HEIGHT SOLUTIONS



FRP STEP LADDER



FRP EXTENSION LADDERS



FOLDABLE WHEEL PLATFORM LADDER



TELESCOPIC SCAFFOLD LADDER



PODIUM LADDERS



TELESCOPIC LADDERS



Our products are designed to prevent mishaps and accidents on the roads.

The range is widely known among our clients for easy maintenance, strength, reliability, easy installation and longer functional life

ROAD SAFETY SOLUTION



TRAFFIC CONES



CAUTION
BOARDS



INDOOR / OUTDOOR
CONVEX MIRRORS




CORNER
PROTRACTORS



ROAD SAFETY
NETS



PARKING
BLOCKS



EXPANDING BARRIER



FOLDABLE FENCE




Our products are designed to prevent mishaps and accidents on the roads.

The range is widely known among our clients for easy maintenance, strength, reliability, easy installation and longer functional life

PASSENGER & MATERIAL HOIST

Carrying Capacity
1.5 Ton



FEATURES:

- FE Analysed Mast design.
- Mechanical Lock for Carriage.
- European Design Safety Device.
- Top, Bottom, Slow Down & Final Limit Switches.
- Entry Door Safety Switch.
- European make VFD, MCB & Conductor.
- German make Geared Motor
- Comes with Electrically operated Mast Erection Jib.
- Fault display Indicators.
- Entry & Exit doors are spring loaded for easy and effortless opening & closing.
- Front side openable panel door, for direct loading & unloading through forklift.
- Carries variety of construction material during the process of construction, right from the beginning till the end.

INDUSTRIAL, LIFTING AND RIGGING



WIRE ROPES

Wire rope is a preferred lifting device for many reasons. Its unique design consists of multiple steel wires that form individual strands laid in a helical pattern around a core. This structure provides strength, flexibility, and the ability to handle bending stresses. Different configurations of the material, wire, and strand structure will provide different benefits for the specific lifting application, including:

- Strength
- Flexibility
- Abrasion resistance
- Crushing resistance
- Fatigue resistance
- Corrosion resistance
- Rotation resistance

Mantall[®]
AERIAL WORK PLATFORMS

MANTALL MAKES YOUR WORK EASIER



COMPRESSED AIR SOLUTIONS



PISTON COMPRESSOR



DENAIR SCREW COMPRESSOR

SWAN COMPRESSOR

Compressors are mechanical devices used to increase pressure in a variety of compressible fluids, or gases, the most common of these being air. Compressors are used throughout industry to provide shop or instrument air; to power air tools, paint sprayers, and abrasive blast equipment

LIFTING & RIGGING GEARS











FALL PROTECTION & SAFETY GEARS



FALL ARRESTORS



VERTICAL LIFE LINE & ROPE GRAB



TRIPOD STAND WITH
HAND WINCH



VERTICAL ANCHORAGE
LIFE LINE



KARABINDER



SINGLE & DOUBLE PULLEY



BEAM TROLLEY &
BEAM ANCHOR TROLLEY

Fall protection equipment and safety products to protect people working at height. Falls are a leading cause of workplace injury. At Simplified safety we carry a variety of fall arrest and fall restraint equipment and brands, to ensure a safe and compliant work environment.



TWO POST LIFT



FOUR POST LIFT



MID RISE LIFT



HIGH RISE LIFT



LONG SCISSOR LIFT



ELECTRO HYDRAULIC
2 POST LIFT

GARAGE EQUIPMENT



GARAGE EQUIPMENT

EVERET
Garage Equipment Solutions



TYRE EQUIPMENT



TYRE CHANGER

WHEEL BALANCER



WHEEL ALIGNER





BATTERY CHARGER & BOOSTER



START BOOSTER
P24-1600



BATTERY BOOSTER
12V P5-3100A



ULTRA BOOSTER
H95



START BOOSTER X12



WORK LIGHT W9



WORK LIGHT W7



START BOOSTER W51



START TESTER T2



START TESTER T11

PNEUMATIC FITTINGS



PU PIPES



AIR HOSE
PIPE BLACK



MALE
CONNECTORS



EQUAL UNION



EQUAL L



MALE
CONNECTORS



MALE ELBOW



EQUAL T



EQUAL Y



FLOW CONTROL
NOSE




HAND VALVE



EQUAL Y





ALUMINIUM & GLASS SPECIALIST

EXTERIOR GLASS & ALUMINIUM SYSTEMS



ACP FACADES



DOUBLE SKIN FACADES



SPIDER FITTINGS



SOLAR SHADING FACADES



STEEL & GLASS FACADES



STRUCTURAL GLAZING



Façades - now a common feature of many buildings are not only visually attractive or just for show but also offer practical advantages that make them a hard-to-beat option for designers and architects.

These also offer improved energy efficiency, cost-effectiveness, flexibility, strength, insulation, aesthetic appeal, protection from natural elements, light penetration and filtration, air circulation, and noise control.



All while being sustainable, maintenance-free, fireproof, and colored giving you complex features while remaining aesthetically pleasing.



STAIRCASES, BALUSTRADES & RAILINGS

Balustrades are important parts of buildings and architecture, making buildings look attractive while being safe.

Balustrades add a touch of elegance and style to your staircases giving your spaces a modern look; they also help make your spaces safe by preventing accidents like falling off the balconies. Glass balustrades in particular are hard for toddlers to climb, ensuring the safety of your family.



DOORS & WINDOWS

- For residential they are great option for maximising your view to a stunning landscape in homes.
- In commercial buildings, they provide a larger entrance area.
- A perfect way to join 2 spaces – open your patio completely.
- Push and pull smoothly and with ease and minimal effort
- Aesthetically pleasing handles



INTERIOR FITOUTS & PARTITION SYSTEMS



INDUSTRIAL INSPIRATION

Office partitions increase the aesthetics of the office space making it look appealing while also building a sense of inclusion to the people within the space.



BURST OF COLOR

Modern office partitions can be customized to your architectural needs bridging the gap between your concept and reality giving your office space a sleek appearance and making them stand out from traditional office spaces.



A BLEND OF MODERN & TRADITIONAL SPACES

The partitions also provide employees with extra privacy, this creates an office environment free of invasion while also cutting down sound pollution from surrounding environments.



WHAT DO WE MEAN BY 'ELITE'

The Extra Mile is
Never Crowded

Elite is not
comfortable

Critical Thinking

Alternative
Perspectives

Questioning

Readiness to Challenge
(and be challenged)

Accountability

Elite practice is
not complicated

BUT elite is
not easy

Willing and able to
Defy/Ignore Convention



MEANS

Empowering Leaders
of Integrity
Through Experience



HEADQUARTERS

INDUSTRIAL LIFTING & RIGGING / ELEVATOR DIVISION

📍 3 Bamburi Road, Industrial Area

☎ 0788 600 500 / 0785 315 267

✉ industrial@elitekenya.com

elevators@elitekenya.com



TOOLS, WELDING & PPE'S

📍 54 Enterprise Road, Industrial Area

☎ 0733 496 293, 0721 703 456

✉ tooling@elitekenya.com



**LIGHT CONSTRUCTION
EQUIPMENT & UTILITIES**

📍 10 Addis Ababa Road, Industrial Area

☎ 0705 281 633

✉ construction@elitekenya.com



MOMBASA BRANCH

📍 Warehouse #Z1 Zanzibar Road, Mombasa

☎ 0701 815 584, 0780 500 819

✉ mombasa@elitekenya.com



**ALUMINIUM & GLASS
SPECIALIST**

📍 Pemba Street Off Lusaka Road

☎ 0733 774 657

✉ aluminium@elitekenya.com